

Introducing

Wispr[®]

DIGITAL
OTOSCOPE

by WiscMed[®]



SEE WHAT YOU'VE BEEN MISSING

A digital otoscope that solves the shortcomings of other devices.

The innovative Wispr by WiscMed delivers unparalleled views of the eardrum in even small or partially obstructed ear canals, helping to make your exams more comfortable, faster, easier and more accurate.

The Wispr is truly the first of its kind, it features:



INTEGRATED LCD
TOUCHSCREEN

INTUITIVE USER
INTERFACE

ONE BUTTON IMAGE
& VIDEO CAPTURE

ATTACHES TO INDUSTRY
STANDARD HANDLES

ANTI-FOG COATING AT TIP

BUILT-IN NANO CAMERA

OPTICAL FIBERS TO TIP
(NO HEAT)

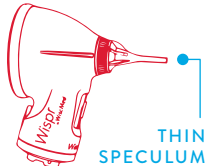

THIN DISPOSABLE SPECULUM

INTEGRATED USB PORT
FOR DOWNLOAD OF
CAPTURED IMAGES & VIDEO



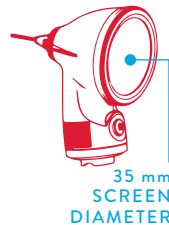
THE WISPR WILL CHANGE HOW YOU VIEW OTOSCOPY

The Wispr helps you see what you've been missing and can be a valuable tool for improving both access and diagnosis in challenging ear exams.



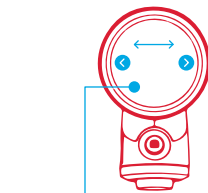
IMPROVED ACCESS

The Wispr's thin speculum geometry provides comfortable access. Disposable tips easily dispense from existing wall units.



EXPANDED VIEW


The unique positioning of the Wispr's imaging sensor near the tip of the optics module provides an improved view of the eardrum. The LCD touchscreen allows for a clear and expanded view of the nano camera imagery.



TOUCH + SWEEP
FUNCTIONALITY

EASY TO SHARE

The familiar touch-and-sweep functionality allows you to share images and video during the ear exam.



BUILT-IN
USB PORT

EASY TO STORE

The built-in USB port provides convenient download of captured images and video.

ORDERING INFORMATION

PART ID	DESCRIPTION
wispr24701	Wispr Digital Otoscope
spec1-300	Disposable Speculum 300-pack
spec1-96	Disposable Speculum 96-pack

For more information or to purchase the Wispr Digital Otoscope visit wiscmed.com or call 608.729.7234.

SPECIFICATIONS

Internal Storage	64 GB, 30 minutes of video
Screen Specifications	35 mm diameter, 400 x 400 pixels, 1.6x magnification
Optics Module Barrel/Tip Dimensions	2.11 mm diameter x 18 mm length
Speculum Tip Dimensions	3.24 mm outer diameter, 14 mm length (does not include taper)
Camera Resolution	249 x 249 pixels, 90° field of view, Auto focus from 3.5 mm to 5 cm
Image File Format & Size	.bmp, 496 KB/image saved
Time to Save an Image	2 seconds
Video Rate	15 fps
Video File Format & Size (5 seconds)	.avi, 39 MB
Time to Save a (5 second) Video	90 seconds
USB Interface	USB 2.0

Supported power options include Welch Allyn® 71910 & 71670 rechargeable handles; Welch Allyn® 767, 777 & Connex® wall transformers and Heine BETA 4 USB rechargeable handle. (required, not included)